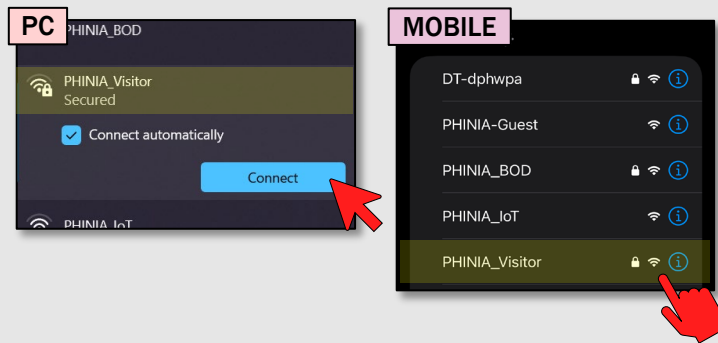


# PHINIA Guest Wi-Fi Quick Connection Guide

1

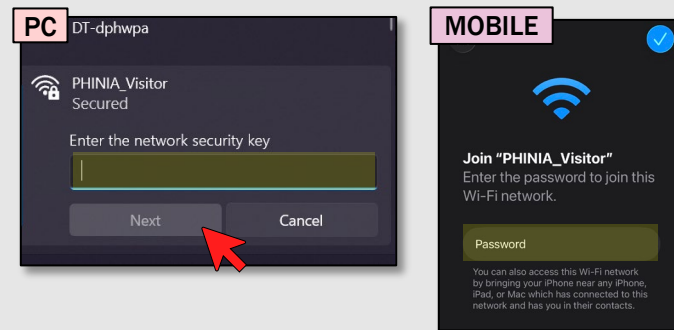
## Select the PHINIA\_Visitor Wi-Fi Network



- Open your device's Wi-Fi settings.
- Select "PHINIA\_Visitor" from the list of available networks.

2

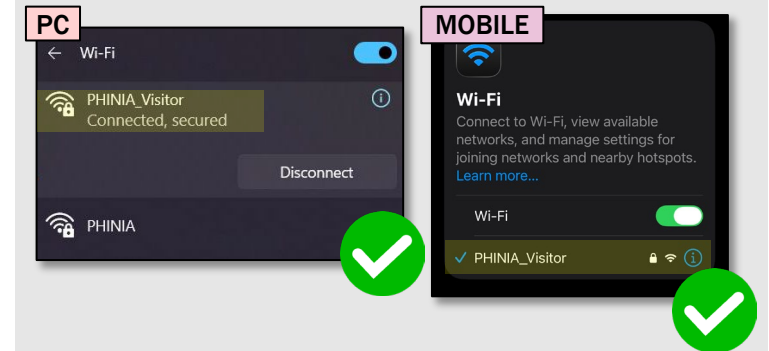
## Enter the Guest Network Password



- Enter the guest network password: **Welcome2PHINIA!**
- Select **Next** or **Connect**.

3

## Confirm Your Device is Connected



Your connection is successful when your device shows that it is connected to PHINIA\_Visitor.

*IF YOU EXPERIENCE CONNECTIVITY ISSUES, PLEASE CONTACT LOCAL IT SUPPORT.*